

## CHAPTER 6

# ORDERS, DECORATIONS AND MEDALS

### Introduction

6.1 Classes of orders, decorations and medals are awarded to individuals for gallantry, meritorious service or achievement, operational service, certain non-operational service and long or special service. The policy and procedures for current Honours and Awards is at the [\*Defence Honours and Awards Manual, Vol 1.\*](#)

### History

6.2 Medals for bravery or participation in campaigns can be traced back to the ancient Egyptians and Romans, where plaques of brass or copper were awarded for outstanding feats of bravery. The first British medals to be issued and classed, as such did not appear until 1588, when they were struck by Queen Elizabeth I upon the defeat of the Spanish Armada. They were made from gold and silver and were fitted with rings and chains for suspension around the neck.

6.3 In 1643, King Charles I awarded a medal for conspicuous conduct to Robert Welch for recovering the Royal Standard during the first battle of the English Civil War, at the Battle of Edgehill. This was the first British Monarch to award a military medal for prowess on the battlefield. In 1650, Oliver Cromwell awarded the first campaign medals to both officers and men; the medal was known as the Dunbar Medal and commemorated the defeat of the Scots Royalists at Dunbar. This medal was also suspended from the neck.

6.4 The first official war medal of the type we know today was the 1815 Waterloo Medal and was awarded with a ribbon and an instruction stating '... the ribbon issued with the medal shall never be worn but with the medal suspended on it'. From this time on, medals were struck for nearly every engagement and later medals were introduced as honours and awards.

6.5 Today there is some confusion about the difference between honours and awards, and orders, decorations and medals. An 'honour' is an appointment made to an order whilst 'awards' cover decorations and medals.

6.6 In 1975, Australia moved from the British Imperial system of honours and awards with the introduction of the Order of Australia. Australia also produced its own service medal for World War Two, the Australia Service Medal (1939-45) and together with New Zealand struck the Vietnam Medal in 1964.

6.7 The Australian Honours and Awards System now comprises a wide range of decorations and medals, in addition to the Order of Australia. The history and description of Australian, Imperial and Foreign Honours and Awards system is at the [\*Defence Honours and Awards Manual, Vol 2.\*](#)

## General

6.8 This chapter details those aspects of orders, decorations and medals under the Australian system of honours and awards, which pertain to specific orders of dress, IAW annex A to this chapter and the Defence Honours and Awards Manual. It also makes reference to awards, made under the Imperial system, awards made by the UN, and other foreign nations and organisations, IAW annex B to this chapter and the [Defence Honours and Awards Manual](#).

6.9 Emblems of unit citations or awards, Service/Defence commendations and Soldiers Medallion Badge are at annex L, annex N and annex P to chapter 4 'Badges and Emblems' and the [Defence Honours and Awards Manual](#), respectively.

## Definitions

6.10 Definitions are applied to all aspects relating to honours and awards within the Army Dress Manual:

- a. **Honours and awards.** Collective terms for orders, decorations, medals, commendations and citations awarded to individuals or units.
- b. **Official awards.** An official award is one which is instituted by The Sovereign under Letters Patent, to accord recognition to individuals or groups of people.
- c. **Order of precedence.** Official awards are worn, IAW annex C to this chapter and the Defence Honours and Awards Manual, and are worn above the left breast, with the exception of neck badges. This list is produced by Government House and shows official awards in order of seniority.
- d. **Orders.** An order is a group of awards in varying degrees of precedence under a single title. The Order of Australia, an order of chivalry, is the only order within the Australian system of honours and awards, and was established by Letters Patent on 14 Feb 75 by Her Majesty, Queen Elizabeth II. Currently the Order of Australia comprises five classes with post-nominal letters as follows:
  - (1) Knight/Dame of the Order of Australia (AK/AD).
  - (2) Companion of the Order of Australia (AC).
  - (3) Officer of the Order of Australia (AO).
  - (4) Member of the Order of Australia (AM).
  - (5) Medal of the Order of Australia (OAM).
- e. **Decorations.** A decoration is an award, normally in the form of a cross or a star made for valour, gallantry, bravery, distinguished service or conspicuous service. Australian decorations with post-nominal letters are as follows:
  - (1) Victoria Cross (VC).
  - (2) Cross of Valour (CV).

- (3) Star of Gallantry (SG).
  - (4) Star of Courage (SC).
  - (5) Distinguished Service Cross (DSC).
  - (6) Conspicuous Service Cross (CSC).
  - (7) Nursing Service Cross (NSC).
- f. Decorations may have an associated medal which is lower in the order of precedence. Associated medals within the Australian system of honours and awards are as follows:
- (1) Medal for Gallantry (MG).
  - (2) Bravery Medal (BM).
  - (3) Distinguished Service Medal (DSM).
  - (4) Conspicuous Service Medal (CSM).
- g. At times, dress instructions on invitations use the term 'decorations' to refer to all honours and awards.
- h. **Medals.** The term 'medals' includes badges of lower classes of orders (worn as medals rather than neck badges or breast stars), and medals associated with decorations; e.g. Member of the Order of Australia and Medal of the Order of Australia. Medals may be divided into the following groups:
- (1) medals for gallantry in action or for bravery in peacetime
  - (2) medals for meritorious service and special service or achievement in peacetime
  - (3) medals for war service and non-warlike service
  - (4) medals for long service
  - (5) Coronation, Jubilee or other commemorative medals.
- i. **Post-nominal's.** Post-nominal letters are letters placed after the name of an individual to indicate the award of a duly appointed honour. A number of awards within the Australian system, allow for the use of post-nominal letters comprising the initials of a particular award. These awards include but not limited to the following as an example:
- (1) Victoria Cross (VC)
  - (2) Star of Gallantry (SG)
  - (3) Member of the Order of Australia (AM)
  - (4) Conspicuous Service Cross (CSC).

- j. **Riband.** The term 'ribbon' is used to denote the silk ribbon from which an order, decoration or medal is suspended or the ribbon-like device, which may be incorporated in the actual badge of an order.
- k. **Bars.** A bar is a full width metal device worn on the ribbon of a decoration or medal awarded for valour, gallantry, bravery, distinguished or conspicuous service to signify an additional award of a decoration or medal.
- l. **Clasps.** A clasp, similar in appearance to but not to be confused with a bar, is a full width metal device, worn on the ribbon of medals which indicates one of the following:
  - (1) the geographical area of a campaign
  - (2) an additional period of qualifying long service
  - (3) the date of an award, e.g. the Champion Shot Medal.
- m. **Ribbon/ribbon bar.** The term 'ribbon' applies to the silk ribbon of an order, decoration or medal when the material is mounted to form a ribbon bar either on a brooch affixed to, or sewn on, uniforms.
- n. **Ribbon bar emblem.** The term 'emblem' denotes surcharges affixed to the ribbons of ribbon bars. These include miniature crosses placed on the ribbons of the Victoria Cross and Cross of Valour, rosettes placed on the ribbons of long service medals to signify additional periods of service, and emblems placed on the ribbons of Commendations for Gallantry, Distinguished Service and Brave Conduct.
- o. **Emblems of unit citations or awards.** Emblems of unit citations are worn, IAW annex P to chapter 4 'Badges and Emblems' and the [\*Defence Honours and Awards Manual\*](#).
- p. **Unofficial awards.** Unofficial awards are awards issued by private organisations or associations. These awards, which include medals for overseas service national service and frontline service, are not to be worn on the uniform. In exceptional circumstances, approval to wear medals awarded by civilian societies for bravery in saving life may be granted by the DGPERS-A.
- q. **Warrant.** A warrant is presented with many Australian awards. This warrant includes the citation for the award.

### Promotion within an order

6.11 An individual appointed to a higher class within an order, e.g. from AM to AO, only wears the insignia of the higher class. Regulations of an order normally require the insignia of the lower class to be returned. A person appointed to a division within an order, who already holds an award in another division in the order, e.g. AM (Military Division) and AO (General Division), can wear both insignia in the correct precedence.

### Bars to awards

6.12 A bar, or additional bar may be awarded to the holder of the following Australian awards:

- a. VC, CV, SG, SC, DSC, CSC, NSC, MG, BM, DSM and CSM.

6.13 The original award of the VC, CV, SC and BM includes a miniature replica of the medal for wearing on the ribbon. Additional emblems are worn on the ribbons of those awards to signify additional awards.

### Awards for which a medal is not awarded

6.14 The awards listed below are represented by an emblem which is issued in two sizes—the full size emblem worn on a riband of appropriate colour with medals, and miniature emblem worn on a ribbon of appropriate colour with ribbons of other awards. These awards are:

- a. Commendation for Gallantry
- b. Commendation for Brave Conduct
- c. Commendation for Distinguished Service.

6.15 Subsequent awards are recognised by a warrant describing the subsequent action. Additional emblems are not awarded or worn.

### Unofficial awards

6.16 The following unofficial medals may be worn on the Australian Army uniform, subject to DGPERS-A approval:

- a. Royal Humane Society Medals
- b. Royal Humane Society of Australasia
- c. Royal Humane Society of New South Wales
- d. Royal National Lifeboat Institution
- e. Order of St John of Jerusalem Life Saving Medal
- f. Florence Nightingale Medal.

6.17 Approved awards are to be worn on the right breast.

6.18 No other unofficial medals and awards are authorised to be worn on the Australian Army uniform, or with civilian attire, at any time, whilst representing the ADF, unless unrestricted approval has been granted to wear Foreign awards, IAW annex D to this chapter and the [Defence Honours and Awards Manual](#).

### Maintenance of awards

6.19 The maintenance of awards is at annex E to this chapter and the [Defence Honours and Awards Manual](#).

### **Foreign awards**

6.20 The policies for accepting and wearing of Foreign awards are at annex D to this chapter and the [Defence Honours and Awards Manual](#).

### **Order of precedence**

6.21 Honours and awards are worn in order of precedence, IAW annex C to this chapter and the [Defence Honours and Awards Manual](#).

### **Annexes:**

- 6A Wearing of Orders, Decorations and Medals
- 6B Wearing of Imperial System of Honours and Awards
- 6C Order of Wearing Australian Honours and Awards (Modified)
- 6D Foreign Awards
- 6E Maintenance of Awards

## WEARING OF ORDERS, DECORATIONS AND MEDALS

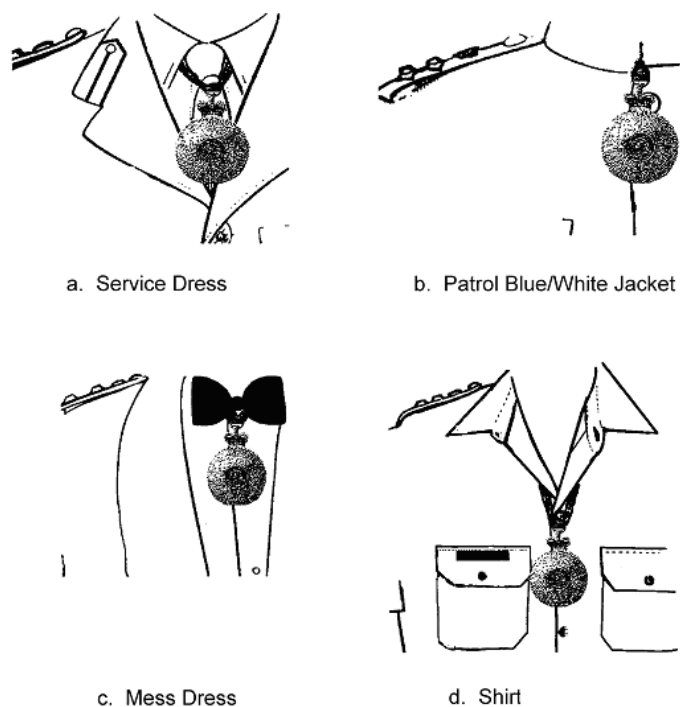
### General

1. This annex details the policies relating to the wearing of honours and awards within the Australian system of honours and awards, a system that is much less complex than the Imperial system it replaced.

### Wearing of orders, decorations and medals with the Australian Army uniform

2. **Wearing neck badges.** Neck badges are worn with ceremonial and mess dress orders of dress, IAW [figure 6A.1](#).
  - a. **Service Dress.** The neck badge is worn with the miniature riband under the shirt collar and the top of the badge placed just below the necktie knot.
  - b. **Patrol Blue White Jacket.** The neck badge is suspended by the miniature riband, which is worn inside the collar, so the top of the badge is positioned 2 cm below the lower edge of the collar.
  - c. **Mess Dress.** The neck badge is suspended by the miniature riband so that the top of the badge is positioned 2 cm below the bow tie.
  - d. **Open neck.** The badge is suspended from the miniature riband so that the riband lies under the collar and the top of the badge is positioned 2 cm below the highest secured button.
3. If more than one neck badge is to be worn, they are worn IAW figure 6B.2 to annex B to this chapter. A total of four neck decorations may be worn.

**Figure 6A.1: Method of Wearing Neck Badges**



4. With the exception of neck decorations, official orders, decorations and medals are to be worn by all military members entitled to wear them, on the left breast. Authorised unofficial medals, such as the Royal Humane Society awards are to be worn on the right breast.

5. **Wearing of full size medals.** Medals suspended from the riband, are worn on the left breast in one horizontal line, with the highest in the order of precedence nearest the centre of the chest. Medals awarded by a society for bravery in saving human life, when authorised to be worn, are worn on the right breast, similarly to those on the left and on the same horizontal line. All medals are worn obverse outwards, i.e. with the head of the Sovereign or principal design showing.

6. Medals are to be court mounted incorporating a series of pins or brooch type bar that allow the medals to be attached to the garment. Medals are to be positioned centrally, above the left breast pocket without projecting outward beyond the shoulder or inward beyond the opening of the coat, jacket or shirt.

7. The top edge of the medal group is to be positioned 16 mm above the top edge of the pocket of the coat, jacket or shirt, in line with the top row of detachable ribbons.

8. A member carrying a guidon, colour or banner, or wearing a drum majors sash is to attach medals, ICB or ACB, if applicable, to the guidon, colour, banner belt or drum major's sash so that they are positioned over the left breast and above any heraldry displayed on the belt.

9. **Wearing of campaign and war medals.** Campaign and/or War medals are worn, IAW annex C to this chapter.

10. The order of wearing of the General Service Medal (GSM), (1910–1962), Korea Medal and UN Service Medal (Korea), will vary upon the dates of participation in the relevant campaigns.

11. UN Service Medals, with the exception of Korea 1950 and the Vietnamese Campaign Medal, are classed as foreign awards, and as such are worn after all Australian awards and Imperial awards, issued as Australian awards. These medals are worn in order of date of award to the recipient.

12. The method of wearing the attached emblem on the Vietnamese Campaign Medal is at annex E to this chapter.

13. **Wearing of miniature medals and ribands.** Miniature medals and ribands are to be worn with mess dress orders of dress, IAW annex O to chapter 5 'Mess Dress'.

14. When miniature medals are worn, the senior neck badge, or the neck badge most appropriate to the occasion, and up to four breast badges or stars may be worn. The miniature of a neck badge is to be mounted in order of precedence, in conjunction with other honours and awards. A single miniature is not to be worn when wearing the related full size insignia.



15. Miniature medals are to be court mounted in a horizontal single line, in the same manner as full size medals. When worn, they are not to extend beyond the inner edge of the left lapel. Miniature medals do not overlap unless the number worn precludes compliance with this provision.

16. Miniature medals are provided at public expense for the initial issue of awards made under the Australian system of honours and awards. Miniature medals are not provided at public expense for Imperial awards or Foreign awards.

17. **Wearing of bars, clasps and emblems worn on decorations and medals.** The method of mounting bars, clasps and emblems on ribands and ribbons is at annex E to this chapter.

18. **Wearing of ribbons of orders, decorations and medals.** A ribbon representing the award of each medal is worn in the form of a ribbon bar. Ribbon bars are not to be worn in conjunction with medals, except on the occasion of being invested with an award when attending an investiture ceremony.

19. The 38 mm wide ribbon of the Order of Australia is to be used on ribbon bars to represent the award of the Companion, Officer and Member of the order and the 32 mm wide ribbon is to be used to represent the award of the Medal of the Order. The correct method of mounting Order of Australia ribbon on a ribbon bar is at annex E to this chapter.

20. The vertical width of ribbon bars and the vertical width of ribbon sewn on garments are to be between 11–13 mm, IAW [figure 6A.2](#).

**Figure 6A.2: Vertical Width of Ribbon Bar**



21. Ribbon bars are pinned to the garment by means of a detachable bar or pins and clutch grips. Ribbons are to be arranged in one or more rows as required, without gaps or overlapping, in order of precedence as for medals, starting at the inside end of the top or single row. The bottom edge of the ribbon bar is to be centrally positioned 3 mm above the top line of the left breast pocket. Subsequent rows are to be 3 mm apart.

22. Members wearing maternity uniform are to position the bottom edge of the ribbon bar 20 cm below the top centre of the shoulder.

23. Ribbon bars are to be assembled and worn as follows:

- a. **First/bottom row.** The first/bottom row of the ribbon bar is to contain not more than three ribbons for females and four ribbons for males, and positioned on the uniform, IAW [para 21-22](#) to this annex. If the amount of awards exceeds these specifications, a second row is started, IAW [figure 6A.3](#).

**Figure 6A.3: Ribbon Bar – Second Row for Females**



- b. **Second row.** The second row of the ribbon bar is to contain not more than three ribbons for females and four ribbons for males. If a lesser amount of ribbons are displayed in the second row, they are to be placed centrally above the bottom row, IAW [figure 6A.3](#) and [figure 6A.4](#). Where the second or subsequent row of the ribbon bar, contains a decoration(s) which exceeds the width of the lower row, that row is to be reduced to a two row ribbon bar for females and a three row ribbon bar for males, and a third row started.

**Figure 6A.4: Ribbon Bar – Second Row for Males**



- c. **Third and subsequent rows.** The third and subsequent rows of the ribbon bar are to be placed centrally, between the left and right edges of the lower rows, IAW [figure 6A.5](#). The rows are not to project under the lapel and are to be placed, centrally between the edge of the lapel and the left-hand edge of the lower rows.

**Figure 6A.5: Ribbon Bar – Third Row for Males**



24. When a new award is awarded or announced or promulgated, the recipient is entitled to wear the appropriate ribbon as soon as the award is promulgated, irrespective of the date of the investiture or the date the medal is received by the recipient.

25. Aircrew and parachute jump instructor badge are worn with medals and ribbons, IAW annex A and annex G to chapter 4 ‘Badges and Emblems’ respectively.

The ICB/ACB is worn, IAW annex B and annex E to chapter 4 'Badges and Emblems' respectively.

26. **Wearing emblems, clasps and devices worn on ribbons.** A miniature emblem of the VC, CV, SC and BM is worn on the ribbons of those awards. Further awards are indicated by additional miniature emblems worn on the ribbon. Additional awards of SG, DSC, MG, DSM, NSC, CSC and CSM are denoted by a miniature ribbon bar emblem for each of those awards to be worn on the ribbon bar. A ribbon bar emblem is worn for each additional award.

27. Miniature emblems of the Commendation for Gallantry, Commendation for Brave Conduct and Commendation for Distinguished Service are worn on a ribbon of appropriate colour when ribbon bars are worn. This ribbon is placed in the same order of precedence as for medals.

28. Rosettes depicting the design of the following awards are worn on ribbon bars to denote additional qualifying periods of service:

- a. Defence Force Service Medal (DFSM)
- b. Defence Long Service Medal (DLSM)
- c. Reserve Force Decoration (RFD)
- d. Reserve Force Medal (RFM)
- e. National Medal.

29. Numeral clasps for United Nations (UN) and Multi-National Force/Observers (MFO) medals are worn on the medal riband and ribbon bar.

30. The method of mounting emblems on ribbons is at annex E to this chapter.

31. **Wearing emblems of unit citations and awards.** The wearing of emblems of unit citations and awards is at annex P to chapter 4 'Badges and Emblems'.

32. **Wearing of unofficial awards.** Authorised unofficial awards are worn on the breast in the same relative position as official awards that are worn on the left breast. When ribbons are worn, the ribbons of authorised unofficial awards are worn on the right breast.

33. **Order of St John of Jerusalem—Silver Cross.** When the ribbon of the Order of St John of Jerusalem is worn, either in Australian Army uniform or civilian clothes, a small silver Maltese Cross is worn on the ribbon.

34. **Wearing of orders, decorations and medals by next of kin.** A person in the immediate family of a deceased recipient of a decoration or medal, may wear the insignia awarded to that member, on occasions specifically designated for military commemoration. The medals or ribbons of the medals are to be worn on the right breast and only when the person is in civilian clothes; they are not permitted to be worn on the Australian Army uniform under any circumstances.

**Wearing of orders, decorations and medals with civilian clothes**

35. The word 'Decorations' on an invitation card is the intimation from the host that the entertainment is official and that decorations should be worn.

36. **Wearing decorations with evening dress and dinner jacket.** When it is desired that decorations are to be worn with Evening Dress or Dinner Jacket, invitations will state either 'Evening Dress—Decorations' (for full evening dress) or 'Dinner Jacket—Decorations'. When 'Evening Dress—Decorations' is prescribed those not in possession of full Evening Dress may wear Dinner Jacket, with decorations. With 'Dinner Jacket—Decorations', it is permissible to wear either a stiff evening collar or a soft collar.

37. The occasions on which the insignia of orders, miniatures of orders, decorations and medals are worn with Evening Dress or Dinner Jacket are:

- a. At parties and dinners when any member of the Royal Family is present. Guests may expect to be informed if any such member will be present.
- b. At functions given in embassies or residences of ambassadors and ministers, unless otherwise notified by the ambassador or minister concerned (a decoration of the country concerned should be worn in preference to a British one, and if both are worn, the former should take precedence over the latter).
- c. At evening parties given by or in the presence of a representative of the Sovereign, when within their sphere of jurisdiction.
- d. At official dinners and receptions, including Service dinners, and public dinners where the host intimates that 'Decorations' are to be worn.
- e. On official occasions when the hosts are:
  - (1) Cabinet Ministers
  - (2) Ex-Cabinet Ministers
  - (3) Knights of the Order of the Garter
  - (4) Knights of the Order of the Thistle
  - (5) Knights of the Order of St Patrick
  - (6) Great Officers of State and of the Sovereign's Household
  - (7) Lord Mayors and Mayors.

38. With 'Evening Dress—Decorations' the following are to be worn:

- a. broad riband
- b. up to four stars
- c. not more than one neck badge (senior neck badge or the most appropriate to the occasion)

- d. miniature medals.
39. With 'Dinner Jacket—Decorations' the following only are to be worn:
- a. not more than one star
  - b. not more than one neck badge (senior neck badge or the most appropriate to the occasion)
  - c. full size medals.
40. The method of wearing more than one breast star or more than one neck badge is figure 6B.1 at annex B to this chapter.
41. **Wearing decorations with morning dress.** Orders, decorations and medals are to be worn with Morning Dress on special official public functions, memorial services, etc. In each case, the host of the function or service should intimate whether the wearing of decorations is appropriate. With Morning Dress the following may be worn:
- a. up to four breast badges or stars
  - b. not more than one neck badge (senior neck badge or the most appropriate to the occasion)
  - c. full size medals.
42. **Wearing decorations with lounge suit.** With Lounge Suit, full size orders, decorations and medals are to be worn at appropriate daytime functions. At evening functions for which Lounge Suit is specified, the miniatures of orders, decorations and medals are to be worn. In addition, one neck badge may be worn. It is not customary to wear breast badges, or broad ribands and badges with Lounge Suit.
43. **Female members.** Females wearing civilian dress are to wear the orders, decorations and medals to which they are entitled, under the same conditions as for males. The manner of wearing the insignia of orders, decorations and medals is the same as for males, except that Dames of Orders do not wear neck badges, but wear the badge over the left breast instead.
44. Females receive awards in the Order of Australia as medals or neck badges that are not mounted on bows. They are to wear these decorations as medals or neck badges with the Australian Army uniform. A maintenance kit is available from Government House (Honours Secretariat) to mount awards on bows for when wearing civilian dress.
45. **Summary of the requirements for wearing insignia with civilian dress.** The summary of the requirements for wearing insignia with civilian dress is at [table 6A.1](#).

**Table 6A.1: Summary of the Requirements for Wearing Insignia with Civilian Dress**

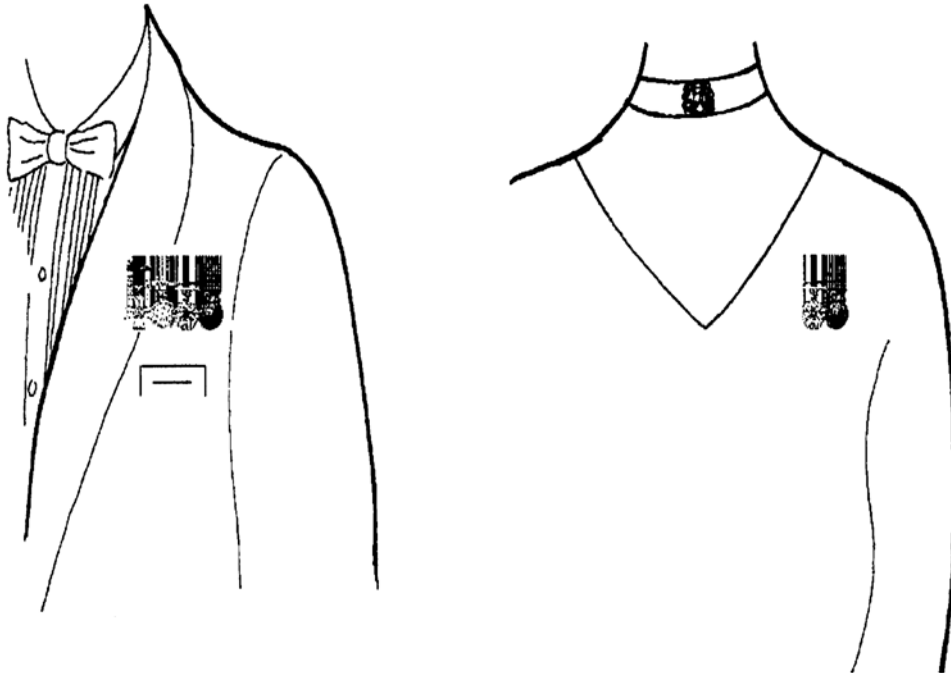
Dress	Medals	Neck Badges/Bow Note (a)	Breast Stars
<b>Day Dress</b>			
Lounge Suit	Full size	Yes	None
Day Dress—Ladies	Full size Note (b)	Yes	None
Morning Suit	Full size	Yes	Up to 4 stars
Formal Day Dress—Ladies	Full size Note (b)	Yes	Up to 4 stars
<b>Evening Dress</b>			
Lounge Suit	Miniature	Yes	None
Short Dress	Miniature	Yes	None
Dinner Suit Note (c)	Miniature	Yes	1 only
Short/Long Dress	Miniature	Yes	1 only
Evening Dress Note (d)	Miniature	Yes	Up to 4 stars
Long Dress	Miniature	Yes	Up to 4 stars

**Notes**

- (a) Ladies may wear insignia on a bow rather than as a neck badge.
- (b) Ladies may wear miniatures if the material or style of dress makes the wearing of full size medals inappropriate.
- (c) Black tie.
- (d) White tie.

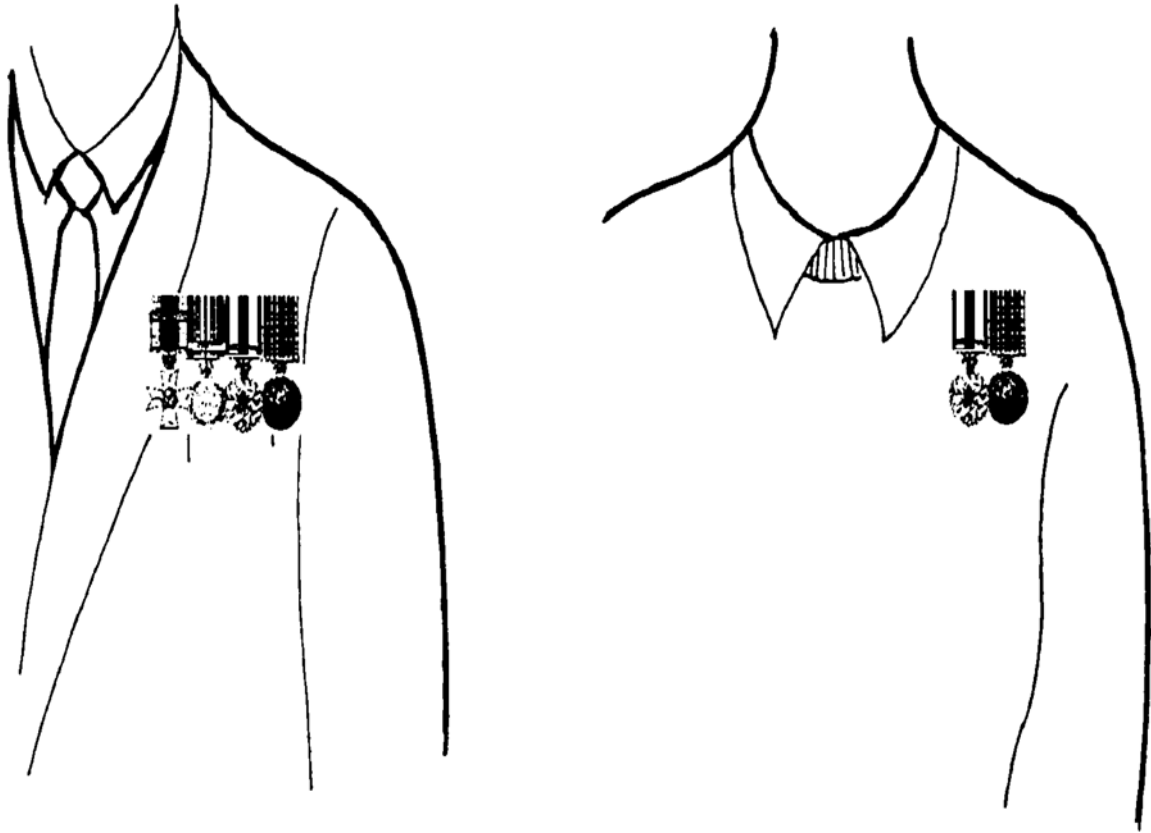
46. **Positioning of decorations.** Medals and miniatures are worn on civilian clothing with the top of the riband positioned midway between the top of the shoulder and the jacket breast pocket. Females are to wear the medals or miniatures in a similar position, depending on the style of dress. The positioning of decorations is at [figure 6A.6](#) and [figure 6A.7](#).

**Figure 6A.6: Positioning the Medals on Dinner Suit**





**Figure 6A.7: Positioning the Medals on Lounge Suit**





## IMPERIAL SYSTEM OF HONOURS AND AWARDS

### General

1. This annex details policies relating to the wearing of honours and awards of the Imperial system, a complex system of awards that are no longer made to Australians.

### Seniority of orders

2. The order of precedence for Imperial awards is at annex C to this chapter. Awards under the Imperial system are in lower case text.

3. The precedence for orders at annex A to this chapter applies to orders of similar grades. When the miniature or riband of a higher grade to a junior order is worn with a lower grade of a senior order, the higher grade miniature or riband should come first, e.g. the miniature or riband of a Knight/Dame Commander of the Order of the British Empire (KBE/DBE) will come before a Companion of the Order of the Bath (CB) and a Knight/Dame Grand Cross of the Order of St. Michael and St. George (GCMG) before a Knight/Dame Commander of the Order of the Bath (KCB/CDB). The riband of orders, when the riband alone is worn, will be of the width of the riband to the membership of the order. If there is no membership class, the riband will be of the width of the riband of the companionship to the order.

### Wearing insignia of orders

4. The insignia of the various orders are worn as follows:

- a. **First Class of an Order.** Knights of the Garter, Thistle and St Patrick, and Knights and Dames Grand Cross, and Grand Commander wear a broad riband with the badge attached. They wear the collar when ordered.
- b. **Second Class of an Order.** Knight and Dame Commander wear a star. A neck decoration, i.e. badge suspended on a narrower riband is normally worn around the neck.
- c. **Third Class of an Order.** Companion and Commander wear a neck badge. The badges of Companions of the Distinguished Service Order and Imperial Service Order are worn as medals only.
- d. **Fourth and Fifth Classes of an Order.** Officers and Members wear the badge as for a medal.

5. Dames of Orders do not wear neck badges. They wear the badge over the left breast.

### Wearing the broad riband

6. The broad riband of Knights of the Garter and Thistle is worn over the left shoulder and the bow from which the badge is suspended, rests on the right hip. The

broad riband of other orders is worn over the right shoulder with the bow on the left hip.

7. With Mess Dress, the broad riband is worn under the mess jacket and over the waistcoat for males. It is worn over the gown by females.
8. With ceremonial orders of dress, the broad riband passes under the shoulder strap.

### **Wearing collars of orders**

9. The collar of an order is worn instead of the broad riband on certain special occasions, as ordered, with ceremonial orders of dress only. The collar is worn under the shoulder straps hanging an equal distance front and rear, with the badge suspended below the front centre.

### **Wearing combined orders**

10. The holder of more than one first class order, when wearing the collar of one order, also wears the broad riband of the next order in sequence. Only one collar is to be worn.

### **Wearing stars of orders**

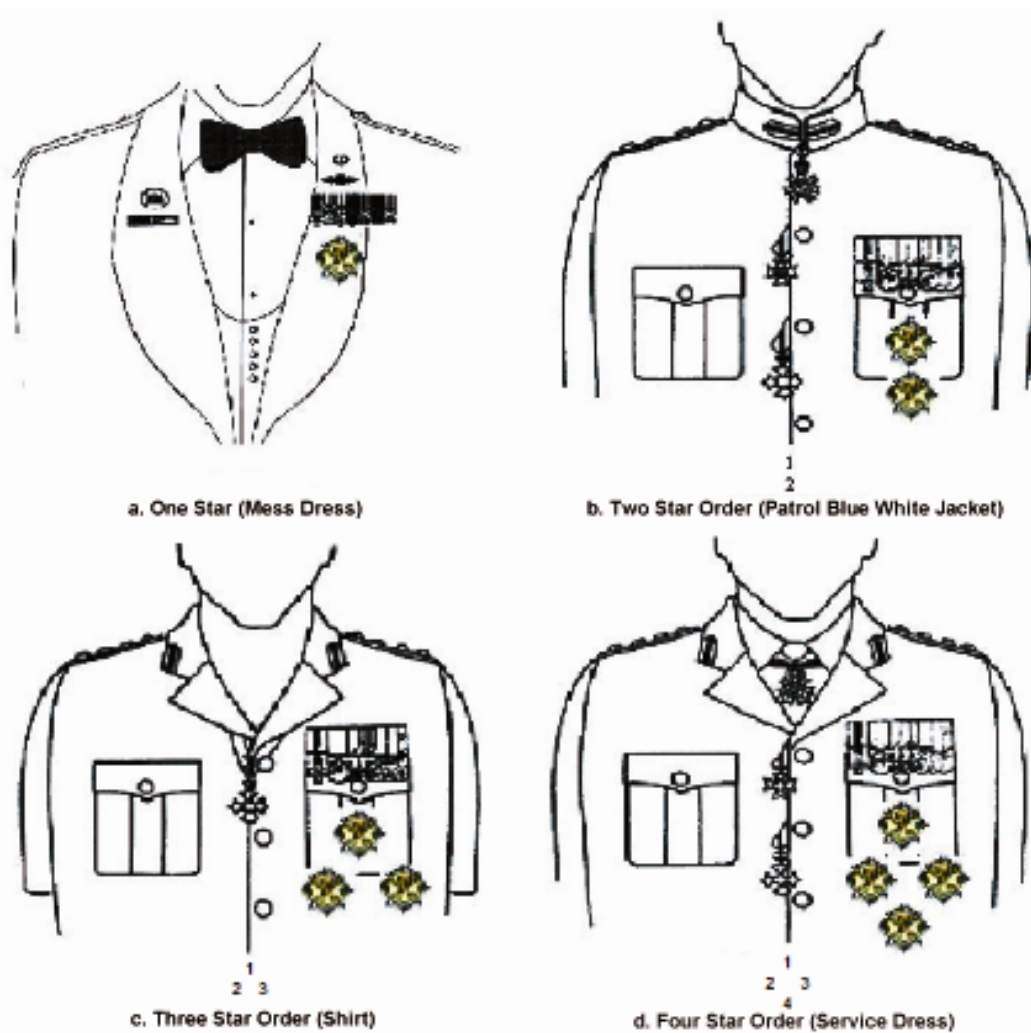
11. Stars of orders are worn on the left side. When only one star is worn, it is to be in the centre line of the breast pocket with the upper point not less than 2.5 cm below the lip of the pocket, or in the corresponding position on garments without a breast pocket. On certain cuts of garments, some devices may be positioned central to the pocket.

12. When two stars are worn, the second star is placed directly below the first, with its upper point not less than 2.5 cm below the lower point of the star above.

13. When three stars are worn, the second and third stars are to be worn below the first, in horizontal line, with the second towards the wearer's right but, if in this position the stars interfere with the broad riband, the first and second stars may be worn in line with the senior star to the right, and with the third star beneath.

14. When four stars are worn, the first is worn above, the second and third in line below, with the senior star to the right, and the fourth below again, in vertical line with the first. The maximum number of stars which can be worn is four.

15. The positioning of breast stars is at [figure 6B.1](#).

**Figure 6B.1: Positioning of Breast Stars, Facing the Wearer****Wearing neck badges**

16. The maximum number of neck badges which are worn is three for ceremonial orders of dress and one with mess dress orders of dress.

17. With Service Dress, the senior or only badge is to be worn with the miniature ribband under the shirt collar and the top of the badge placed just below the necktie knot. The next senior badge is suspended from the miniature ribband and is to be worn with the ribband emerging 2 cm below the top coat button, IAW [figure 6B.1](#). If a third badge is to be worn, the miniature ribband is to emerge below the second button with the top of the badge 2 cm below the button, IAW [figure 6B.2](#).

18. With Patrol Blue White Jacket, the most senior badge is suspended by the miniature ribband which is worn inside the collar so the top of the badge is positioned 2 cm below the lower edge of the collar. Any other badges are worn so that the miniature ribband emerges below the top and second button respectively, with the top of the badge placed 2 cm below the button, IAW [figure 6B.2](#).

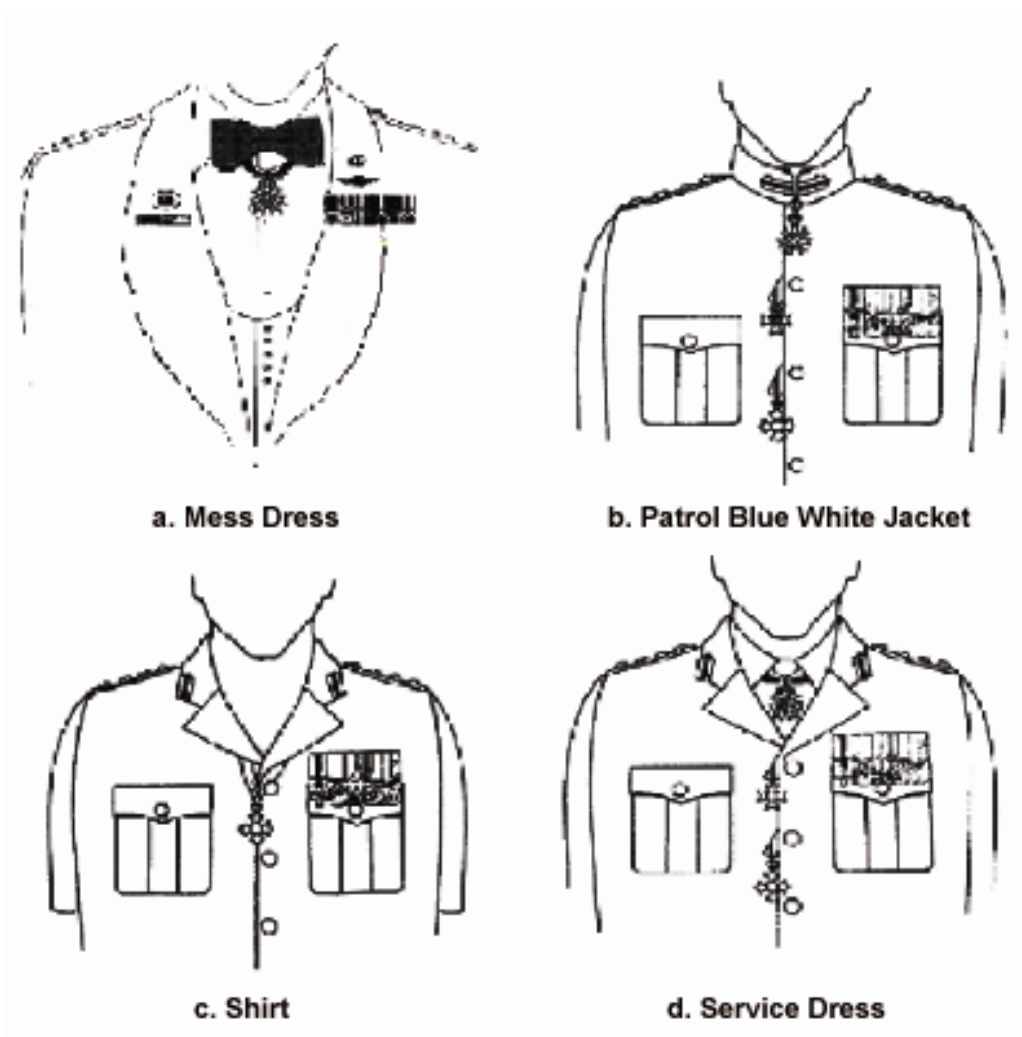
19. With mess dress orders of dress, the badge is suspended by the miniature ribband so that the top of the badge is positioned 2 cm below the bow tie. Neck

badges are only worn with Mess Dress and only one neck badge is to be worn, IAW [para 16](#) to this annex.

20. With open neck shirts or the Safari Suit jacket, only one neck badge is to be worn, with the badge being suspended from the miniature riband, so the riband lies under the collar and the top of the badge is positioned 2 cm below the highest secured button, IAW [figure 6B.2](#).

21. Officers who have been awarded the insignia of the second class of an order, Knight Commander, are to wear the neck badge as well as the star.

**Figure 6B.2: Wearing of Neck Badges, Facing the Wearer**



**Wearing stars of orders and neck badges with mess dress orders of dress**

22. Stars of orders and neck badges are to be worn with Mess Dress as follows:
- a. in Army messes when a member of the Royal Family or a representative of the Sovereign is present
  - b. at those non-Service functions at annex A to chapter 5 'Orders of Dress Worn on Particular Occasions' where the host has intimated that Service members should wear mess dress orders of dress

- c. at Army balls
- d. at Army dinners, when ordered.

### **Wearing the insignia of Knights Bachelor**

23. The insignia of a Knight Bachelor is to be worn as follows:
- a. **Australian Army uniforms.** The badge from the miniature width riband, is to be worn around the neck in the manner, IAW para 2 to annex A to this chapter. Alternatively, the Knight Bachelor's badge is to be affixed to the left side of the jacket.
  - b. **Evening dress, either tail coat or dinner jacket.** The badge suspended from the miniature width riband, is worn around the neck, under the collar and hanging close up below the tie. Alternatively, the badge is to be worn as a Star of an Order on the left side of the jacket or coat. At the same time, provided that the holder of the badge is in possession of one or more other orders, decorations or medals, it is permissible to wear the miniature of the badge of a Knight Bachelor with miniatures.
  - c. **Morning dress or lounge suit.** On suitable occasions, at the discretion of the holder, the badge suspended from the miniature width riband is worn around the neck under the collar. The badge is positioned 2 cm below the tie knot in front of the tie. Alternatively, the badge is to be worn as a Star of an Order on the left side of the jacket or coat.

### **Order of the British Empire, British Empire Medal**

24. Appointments to, or promotions in, the Order of the British Empire and awards of the British Empire Medal (BEM) are so described. A holder of the BEM, if subsequently appointed to the Order, continues to wear the ribbon of the medal and also wears the ribbon of the Order.

### **Medal ribbons**

25. When ribbons are worn apart from the orders, decorations and medals, a ribbon is to be worn for each medal, except the Garter, Thistle and St Patrick. The ribbon is the same for all classes of an order.

## THE ORDER OF WEARING AUSTRALIAN HONOURS AND AWARDS (MODIFIED)

### FROM ORDER OF WEARING PUBLISHED IN THE DEFENCE HONOURS AND AWARDS MANUAL

1. The Governor-General notifies for general information the positioning of the wearing of Australian Orders, Decorations and Medals.
2. The Schedule, together with the annexes to the schedule at [table 6C.1](#), incorporates the positioning of these awards, IAW the [Defence Honours and Awards Manual](#).
3. Honours and Awards at the Schedule and Annexes at [table 6C.1](#), in **BOLD** and **UPPER CASE** text are:
  - a. those within the Australian honours and awards system
  - b. those conferred by The Sovereign in exercise of the Royal Prerogative
  - c. those within the Order of St. John
  - d. Foreign awards, the acceptance and wearing of which have been authorised by the Governor-General.
4. Honours and Awards at the Schedule and Annexes at [table 6C.1](#), in un-bold and lower case text are Imperial awards.
5. All Imperial and British awards made to an Australian after 5 Oct 92 are Foreign awards and are to be worn, IAW [table 6C.1](#).

**Table 6C.1: Schedule and Annexes of Australian Honours and Awards**

Australian Honours and Awards Schedule	
Title	Post-nominal
<b>VICTORIA CROSS</b> <sup>Note (a)</sup>	<b>VC</b>
George Cross	GC
<b>CROSS OF VALOUR</b>	<b>CV</b>
<b>KNIGHT/LADY OF THE GARTER</b>	<b>KG/LG</b>
<b>KNIGHT/LADY OF THE THISTLE</b>	<b>KT/LT</b>
Knight/Dame Grand Cross of the Order of the Bath	GCB
<b>ORDER OF MERIT</b>	<b>OM</b>
<b>KNIGHT/DAME OF THE ORDER OF AUSTRALIA</b> <sup>Note (b)</sup>	<b>AK/AD</b>
Knight/Dame Grand Cross of the Order of St. Michael and St. George	GCMG

<b>Australian Honours and Awards Schedule</b>	
<b>Title</b>	<b>Post-nominal</b>
<b>KNIGHT/DAME GRAND CROSS OF THE ROYAL VICTORIAN ORDER</b>	<b>GCVO</b>
Knight/Dame Grand Cross of the Order of the British Empire	GBE
<b>COMPANION OF THE ORDER OF AUSTRALIA</b>	<b>AC</b>
Companion of Honour	CH
Knight/Dame Commander of the Order of the Bath	KCB/DCB
Knight/Dame Commander of the Order of St. Michael and St. George	KCMG/DCMG
<b>KNIGHT/DAME COMMANDER OF THE ROYAL VICTORIAN ORDER</b>	<b>KCVO/DCVO</b>
Knight/Dame Commander of the Order of the British Empire	KBE/DBE
Knight Bachelor ( <i>Confers title of 'Sir' e.g. 'Sir David' and no post-nominal</i> )	
<b>OFFICER OF THE ORDER OF AUSTRALIA</b>	<b>AO</b>
Companion of the Order of the Bath	CB
Companion of the Order of St. Michael and St. George	CMG
<b>COMMANDER OF THE ROYAL VICTORIAN ORDER</b>	<b>CVO</b>
Commander of the Order of the British Empire	CBE
<b>STAR OF GALLANTRY</b>	<b>SG</b>
<b>STAR OF COURAGE</b>	<b>SC</b>
Companion of the Distinguished Service Order	DSO
<b>DISTINGUISHED SERVICE CROSS</b>	<b>DSC</b>
<b>MEMBER OF THE ORDER OF AUSTRALIA</b>	<b>AM</b>
<b>LIEUTENANT OF THE ROYAL VICTORIAN ORDER</b>	<b>LVO</b>
Officer of the Order of the British Empire	OBE
Companion of the Imperial Service Order	ISO
<b>MEMBER OF THE ROYAL VICTORIAN ORDER</b>	<b>MVO</b>
Member of the Order of the British Empire	MBE
<b>CONSPICUOUS SERVICE CROSS</b>	<b>CSC</b>
<b>NURSING SERVICE CROSS</b>	<b>NSC</b>
Royal Red Cross (1st Class)	RRC
Distinguished Service Cross	DSC
Military Cross	MC
Distinguished Flying Cross	DFC



<b>Australian Honours and Awards Schedule</b>	
<b>Title</b>	<b>Post-nominal</b>
Air Force Cross	AFC
Royal Red Cross (2nd Class)	ARRC
<b>MEDAL FOR GALLANTRY</b>	<b>MG</b>
<b>BRAVERY MEDAL</b>	<b>BM</b>
<b>DISTINGUISHED SERVICE MEDAL</b>	<b>DSM</b>
<b>PUBLIC SERVICE MEDAL</b>	<b>PSM</b>
<b>AUSTRALIAN POLICE MEDAL</b>	<b>APM</b>
<b>AUSTRALIAN FIRE SERVICE MEDAL</b>	<b>AFSM</b>
<b>AMBULANCE SERVICE MEDAL</b>	<b>ASM</b>
<b>EMERGENCY SERVICES MEDAL</b>	<b>ESM</b>
<b>MEDAL OF THE ORDER OF AUSTRALIA</b>	<b>OAM</b>
<b>ORDER OF ST. JOHN</b> <sup>Note (c)</sup>	
Distinguished Conduct Medal	DCM
Conspicuous Gallantry Medal	CGM
George Medal	GM
<b>CONSPICUOUS SERVICE MEDAL</b>	<b>CSM</b>
<b>AUSTRALIAN ANTARCTIC MEDAL</b> <sup>Note (d)</sup>	<b>AAM</b>
Queen's Police Medal for Gallantry	QPM
Queen's Fire Service Medal for Gallantry	QFSM
Distinguished Service Medal	DSM
Military Medal	MM
Distinguished Flying Medal	DFM
Air Force Medal	AFM
Queen's Gallantry Medal	QGM
<b>ROYAL VICTORIAN MEDAL</b>	<b>RVM</b>
British Empire Medal	BEM
Queen's Police Medal for Distinguished Service	QPM
Queen's Fire Service Medal for Distinguished Service	QFSM
<b>COMMENDATION FOR GALLANTRY</b>	
<b>COMMENDATION FOR BRAVE CONDUCT</b>	
Queen's Commendation for Brave Conduct	
<b>COMMENDATION FOR DISTINGUISHED SERVICE</b>	



<b>Australian Honours and Awards Schedule</b>	
<b>Title</b>	<b>Post-nominal</b>
<b>War medals, Campaign Medals, Active Service Medals and Service Medals</b>	
<b>South African War</b>	
Queen's South Africa Medal	
King's South Africa Medal	
<b>World War I</b>	
1914 Star	
1914-15 Star <sup>Note (e)</sup>	
British War Medal	
Mercantile Marine War Medal	
Victory Medal	
Naval General Service Medal 1915-62 <sup>Notes (f) (g)</sup>	
General Service Medal 1918-62 <sup>Note (f) (g)</sup>	
<b>World War II</b>	
1939-45 Star	
Atlantic Star <sup>Note (d)</sup>	
Air Crew Europe Star <sup>Note (h)</sup>	
Africa Star	
Pacific Star <sup>Note (i)</sup>	
Burma Star <sup>Note (i)</sup>	
Italy Star	
France and Germany Star <sup>Note (h)</sup>	
Defence Medal	
War Medal, 1939-45	
<b>AUSTRALIA SERVICE MEDAL 1939-45</b>	
<b>Post-World War II</b>	
<b>AUSTRALIAN ACTIVE SERVICE MEDAL 1945-1975 <sup>Note (g)</sup></b>	
Korea Medal	
United Nations Service Medal for Korea <sup>Note (j)</sup>	
Naval General Service Medal 1915-62 <sup>Notes (f) (g)</sup>	
General Service Medal 1918-62 <sup>Notes (f) (g)</sup>	

<b>Australian Honours and Awards Schedule</b>	
<b>Title</b>	<b>Post-nominal</b>
General Service Medal 1962 <sup>Note (g)</sup>	
<b>VIETNAM MEDAL</b>	
<b>VIETNAM LOGISTIC AND SUPPORT MEDAL</b> <sup>Note (k)</sup>	
<b>AUSTRALIAN ACTIVE SERVICE MEDAL</b> <sup>Note (g)</sup>	
<b>INTERNATIONAL FORCE EAST TIMOR MEDAL</b>	
<b>AFGHANISTAN MEDAL</b>	
<b>IRAQ MEDAL</b>	
<b>AUSTRALIAN SERVICE MEDAL 1945-1975</b> <sup>Note (g)</sup>	
<b>AUSTRALIAN GENERAL SERVICE MEDAL FOR KOREA</b>	
<b>AUSTRALIAN SERVICE MEDAL</b> <sup>Note (g)</sup>	
<b>AUSTRALIAN OPERATIONAL SERVICE MEDAL</b>	
<b>AUSTRALIAN OPERATIONAL SERVICE MEDAL (CIVILIAN)</b>	
<b>RHODESIA MEDAL</b>	
<b>POLICE OVERSEAS SERVICE MEDAL</b> <sup>Note (g)</sup>	
<b>NATIONAL EMERGENCY MEDAL</b>	
<b>HUMANITARIAN OVERSEAS SERVICE MEDAL</b> <sup>Note (g)</sup>	
<b>CIVILIAN SERVICE MEDAL 1939-1945</b>	
Polar Medal	
Imperial Service Medal	
<b>Coronation, Jubilee, Remembrance and Commemorative Medals (in order of date of receipt)</b>	
<b>KING EDWARD VII CORONATION MEDAL</b>	
<b>KING GEORGE V CORONATION MEDAL</b>	
<b>KING GEORGE V SILVER JUBILEE MEDAL</b>	
<b>KING GEORGE VI CORONATION MEDAL</b>	
<b>QUEEN ELIZABETH II CORONATION MEDAL</b>	
<b>QUEEN ELIZABETH II SILVER JUBILEE MEDAL</b>	
<b>80th ANNIVERSARY ARMISTICE REMEMBRANCE MEDAL</b>	
<b>AUSTRALIAN SPORTS MEDAL</b>	
<b>CENTENARY MEDAL</b>	
<b>Australian Long Service Medals</b>	
<b>DEFENCE FORCE SERVICE MEDAL</b>	
<b>RESERVE FORCE DECORATION</b>	RFD

<b>Australian Honours and Awards Schedule</b>	
<b>Title</b>	<b>Post-nominal</b>
<b>RESERVE FORCE MEDAL</b>	
<b>DEFENCE LONG SERVICE MEDAL</b>	
<b>NATIONAL MEDAL</b>	
<b>AUSTRALIAN DEFENCE MEDAL</b>	
<b>AUSTRALIAN CADET FORCES SERVICE MEDAL</b>	
<b>CHAMPION SHOTS MEDAL</b>	
<b>Long Service Medals (Imperial)</b> <sup>Note (l)</sup>	
<b>ANNIVERSARY OF NATIONAL SERVICE 1951-1972 MEDAL</b>	
Independence and Anniversary Medals, (in order of date of receipt)	
<b>Foreign Awards</b> (in order of date of approval to wear)	

**Notes:**

- (a) Refers to the Imperial Victoria Cross and the Victoria Cross for Australia.
- (b) Provision for further awards at this level within the Order of Australia was removed by Her Majesty, Queen Elizabeth II on 03 Mar 86 on the advice of the then Prime Minister. The award was officially re-introduced in 2014.
- (c) Listed to indicate where any awards within the Order of St. John should be worn; however, the Service Medal of the Order of St. John are to be worn as a Long Service Medal after all other Imperial Long Service awards. Post-nominal within the Order of St. John are not recognised as notified in the then Governor-General's media release of 14 Aug 82. The Life Saving Medal is worn on the right side.
- (d) The Australian Antarctic Medal was known as the Antarctic Medal until 18 Dec 97.
- (e) Recipients of the 1914 Star are not eligible for the award of the 1914-15 Star.
- (f) The order of wearing of the Naval General Service Medal 1915-62 and General Service Medal 1918-62 (Army and Air Force) will vary from person to person depending on when the person earned the first clasp. If the first clasp relates to service between World War I and World War II, the medals are to be worn immediately after World War I war medals. If the first clasp relates to service after 02 Sep 45, the medals are to be worn immediately after the United Nations Service Medal for Korea.
- (g) Clasps to these medals are to be worn on the ribbon in order of date of receipt.
- (h) Only one of these three Stars could be awarded to an individual. Should a person have qualified for two of these awards, the Star first earned is worn with the clasp of the second Star. Only one Star and one clasp are to be worn, even if the person qualified for all three Stars.
- (i) Only one of these two Stars could be awarded to an individual. Should a person have qualified for both the Pacific Star and the Burma Star, the Star first earned was awarded together with the appropriate clasp denoting the service that would have qualified for the other Star.
- (j) Uniquely, although a Foreign award, the United Nations Service Medal for Korea is worn immediately after the Korea Medal. All other Foreign awards

for which official permission has been given to accept and wear, are worn as Foreign awards.

- (k) A person who has been awarded the Vietnam Medal, or who is eligible for the award of the Vietnam Medal, is not eligible for the award of the Vietnam Logistic and Support Medal.
- (l) Refers to Imperial efficiency and long service awards.

**General Note.**

The Unit Citation for Gallantry, the Meritorious Unit Citation and the Group Bravery Citation are not positioned in The Order of Wearing Australian Honours and Awards. For members of uniformed services, they are to be worn, IAW the dress rules of the particular Service concerned. Civilian personnel awarded the Group Bravery Citation are to wear the insignia on the left lapel or left breast. Should other honours or awards have been awarded, the Group Bravery Citation is to be worn centrally, approx 10 mm above these.

## FOREIGN AWARDS

### General

1. Foreign awards are those made by a foreign Government or organisations, such as the UN. Foreign orders, decorations and medals are not to be accepted or worn unless the permission of the Sovereign has first been obtained, in which documentary evidence is required. Permission, if granted, will be qualified as either 'UNRESTRICTED' or 'RESTRICTED'. Permission to accept and wear foreign awards is to be sought by contacting Directorate of Honours and Awards on 1800 111 321.
2. The website link to Directorate of Honours and Awards is at:  
  
[www.defence.gov.au/medals](http://www.defence.gov.au/medals)
3. The mailing address to Directorate of Honours and Awards is:  
  
**Directorate of Honours and Awards**  
Department of Defence  
CP2-1  
PO Box 7952  
CANBERRA BC ACT 2610
4. Current guidelines for the acceptance and wearing of Foreign awards, require a formal approach by the foreign Government to the Australian Government.

### Restricted or unrestricted approval

5. Unrestricted permission allows the recipient to wear foreign insignia on all occasions when orders, decorations and medals are worn.
6. Under the grant of restricted permission by the Sovereign for the acceptance or wearing of a foreign order, the conditions of wearing the order, decoration or medal or its miniature will be as specified. Permission usually includes wearing on some or all of the following occasions:
  - a. in the presence of the Sovereign or Head of State of the country to which the order, decoration or medal belongs
  - b. in the presence of any member of the Royal Family of the country concerned
  - c. at the residence of any ambassador, minister or consular officer of that country in Australia
  - d. when attached to, or when officially meeting, any officer of the armed services or official deputation of that country
  - e. at an Army official or semi-official ceremony held exclusively in connection with that country, such as a memorial service, unveiling of a monument or opening an institution; and on all official occasions while in that country.

### **Wearing of Foreign awards**

7. When a Foreign award is worn on the occasions mentioned in [para 6](#) to this annex, it should be given precedence over any Australian order or decoration usually worn. Otherwise, all Foreign awards are to be worn after all Australian awards, in the order of date of approval to wear.

8. Stars of foreign orders are to be worn on the right or left breast, according to the regulations laid down by the Sovereign or Head of State by whom they are conferred.

9. Foreign medals, other than war medals, are governed, by the same rules as Foreign decorations. A Foreign war medal, its ribbon or miniature and the wearing of which has been approved by the Sovereign, is to be worn with all orders of dress in the same way as British or Australian medals but placed last in precedence. When worn with other Foreign medals, it is worn in the order of date of approval to wear.

10. Ribbons of Foreign orders, decorations and medals, when worn without their insignia, are to be the plain ribbons of the orders, decorations or medals. If the Foreign order includes an emblem or a rosette on the ribbon of the badge of the insignia, the emblem will also be worn on the ribbon in the manner customary in the country concerned. The ribbon of a Foreign order, decoration or medal will be the grade or class which most closely conforms in width to that of a British medal ribbon, provided that a ribbon of a higher grade or class to that awarded is not worn.

11. Where more than one Foreign honour or award from the same nation has been awarded to a member, they are to be worn IAW the order of wear of that nation. For example, if a member was awarded and approved to wear the United States Meritorious Service Medal in 2012 and is later awarded and approved to wear the United States Bronze Star in 2014, the United States Bronze Star is to be worn in a precedence before the United States Meritorious Service Medal.

### **Wearing of foreign awards earned while a member of a foreign service**

12. Approval may be given for a person enlisting in the Australian Army to wear medals earned while a member of a Foreign Service. The basic criteria for approval are as follows:

- a. such medals were earned during operations which are supported by the Australian Government
- b. were not earned while serving with enemy forces
- c. awards have equivalent Australian awards, e.g. long service awards should have similar qualifying periods.

## MAINTENANCE OF AWARDS

### General

1. Orders, decorations and medals are to be kept clean and in good repair. Ribbons worn with insignia or on ribbon bars are to be clean and not frayed or worn. Protective covering is not to be used over ribbon bars. Attached devices are to be securely fastened.

### Security

2. A member is to ensure that all orders, decorations and medals received by them are secure when not in use. Care is to be taken to prevent awards falling into the possession of unauthorised persons. Awards sent by post are to be registered mail.

3. A member who illegally disposes of an order, decoration or medal is liable to prosecution.

### Replacement of medals

4. Detail regarding the replacement of a decoration or medal is at the *Defence Honours and Awards Manual, Vol 1* at:

<http://defweb.cbr.defence.gov.au/home/documents/departmental/manuals/DHAMV1.htm>

### Medal mounting

5. Full size and miniature medals are to be court mounted, IAW para 8–13 to this annex.

6. A stiff backing is to be used as a base on which medals are court mounted, to ensure an appropriate standard of presentation is maintained. Polyurethane is recommended for this purpose to achieve long term sustainability.

7. Medals are to be sewn securely to the base, IAW para 8–13 to this annex to ensure free movement of medals is eliminated and a rigid and accurately mounted setting is achieved. Glue or other adhesive agents are not to be applied to secure the medals' reverse to the base.

### Full size medals

8. The total length (top to bottom) of both full size riband and medal is to be 95 mm and court mounted to a base measuring 75 mm in length. When two or more medals are worn, the top edge of the riband is to run parallel with the lower edge of the medals maintaining the 95 mm length across the entire medal group, IAW [figure 6E.1](#).



Figure 6E.1: Total Length of Both Full Size Riband and Medals



9. Five full size medals or less are to be court mounted, side by side, with no ribbon overlap, IAW [figure 6E.2](#).

Figure 6E.2: Five Size Medals Court Mounted Side By Side



10. Six to nine full size medals are to be court mounted, on a graduating scale, with ribbon overlap, IAW [figure 6E.3](#). Medal groups are not to exceed the following widths:

- a. six medals–165 mm
- b. seven medals–170 mm
- c. eight medals–180 mm
- d. nine medals–190 mm



Figure 6E.3: Seven Full Size Medals Court Mounted with Ribbon Overlap



11. 10 or more, full size medals are court mounted, with ribbon overlap, IAW [figure 6E.4](#) and are not to exceed a width of 200 mm.

Figure 6E.4: Full Size Medals Court Mounted with Ribbon Overlap



**Miniature medals**

12. The total length (top to bottom) of both miniature ribband and medal is to be 50 mm and court mounted to a base measuring 40 mm in length. When two or more medals are worn, the top edge of the ribband is to run parallel with the lower edge of the medals, maintaining the 50 mm length across the entire medal group, IAW [figure 6E.5](#).

**Figure 6E.5: Total Length of Both Miniature Riband and Medals**

13. Miniature medals are court mounted, side by side, in a single horizontal line and extend over the left breast towards the shoulder. Miniature medal groups are not to extend beyond the shoulder seam, or beyond the inner edge of the left lapel. There is to be no ribbon overlap, IAW [figure 6E.6](#), unless the number of medals worn precludes compliance with this provision.

**Figure 6E.6: 11 Miniature Medals Court Mounted Side By Side**

### **Wearing Commendation for Gallantry, Commendation for Brave Conduct and Commendation for Distinguished Conduct**

14. **Commendation for Gallantry.** The Commendation for Gallantry, at [figure 6E.7 \(a\)](#) is worn on a full length orange riband measuring 95 mm in length. The full size emblem is positioned horizontally on the riband with the centre of the emblem 19 mm from the bottom of the riband. This position is in line with the centre of the medals. When worn with miniature medals, the miniature device is worn in the same manner on the miniature riband, measuring 50 mm in length, with the emblem being in line with the centre of other miniature medals. The ribbon bar device is worn horizontally in a central position on an orange ribbon.


15. **Commendation for Brave Conduct.** The emblem denoting Commendation for Brave Conduct, at [figure 6E.7 \(b\)](#) is a gold gilt sprig of mimosa on a blood-red riband, 95 mm in length. The emblem is positioned centrally on the riband with the centre of the emblem 19 mm from the bottom of the riband. The emblem is positioned with the sprig pointing toward the left shoulder at an angle of 45°. When worn with miniature medals, the miniature device is worn in the same manner on the miniature riband, measuring 50 mm in length, with the emblem being in line with the centre of other miniature medals. The ribbon bar device is worn horizontally in a central position on a blood-red ribbon, with the top of the device pointing to the left.



16. **Commendation for Distinguished Service.** The Commendation for Distinguished Service, at [figure 6E.7 \(c\)](#) is a central Federation Star on a nickel-silver row of flames worn on a full length ochre-red riband, measuring 95 mm in length. The full size emblem is positioned horizontally on the riband with the centre of the emblem 19 mm from the bottom of the riband. This position is in line with the centre of medals. When worn with miniature medals, the miniature device is worn in the same manner on the miniature riband, measuring 50 mm in length, with the emblem being in line with the centre of other miniature medals. The ribbon bar device is worn horizontally in a central position on an ochre-red ribbon.

17. The method of mounting these emblems on the riband and ribbons is at [figure 6E.7](#). A commendation emblem mounted with medals and miniatures is at [figure 6E.6](#). The order of precedence is to be IAW annex C to this chapter.

**Figure 6E.7: Method of Mounting Emblems on Riband and Ribbons**



18. The emblem for second and subsequent awards of the Commendation for Gallantry and Commendation for Distinguished Service are positioned centrally 3 mm above the previous device on the riband. The emblem for second and subsequent awards of the Commendation for Brave Conduct is positioned centrally, with the sprig pointing toward the left shoulder at an angle of 45°, above the previous device, at a vertical distance of 25 mm between device spigs on the riband.

**Bars to awards**

19. Bars are awarded to denote additional awards of decorations and medals for gallantry, bravery, distinguished service and conspicuous service. Bars are worn

horizontally on the riband, with the first placed centrally on the riband. Second and subsequent bars are spaced evenly on the riband, IAW [figure 6E.8](#).

**Figure 6E.8: Positioning of Bars on the Riband**



20. Miniature bars are positioned in the same manner on miniature decorations and medals.
21. Medal bar emblems are positioned on medal ribbons as follows:
  - a. First bar—ribbon bar emblem placed centrally on the ribbon.
  - b. Second and subsequent bars—ribbon bar emblems are placed equidistant from each other and from the extremities of the ribbon.
  - c. A ribbon bar emblem is worn for the first award of Victoria Cross (VC), Cross of Valour (CV), Star of Gallantry (SG) and Bravery Medal (BM) with additional ribbon bar emblems worn for subsequent awards spaced, IAW [figure 6E.8](#).

**Clasps to Service Medals and Champion Shot Medal**

22. Clasps detailing areas of operations are worn on the following awards:
  - a. Australian Active Service Medal (AASM)
  - b. Australian Active Service Medal 1945–75 (AASM 1945-75)
  - c. Australian Service Medal (ASM)
23. The clasps are worn horizontally on the riband with the lowest edge of the first clasp positioned 3 mm above the bottom of the riband. Subsequent clasps are worn in order of receipt with 1 mm between clasps.

- 24. Miniature clasps are placed on miniature medals in the same sequence with the first clasp 1.5 mm above the bottom of the riband and 0.5 mm between clasps.
- 25. The clasps indicating the date of award of the Champion Shot Medal are worn in the same manner as para 22.23 to this annex.
- 26. The positioning of clasps is at [figure 6E.9](#).

**Figure 6E.9: Positioning of Clasps for the Australian Active Service Medal, Australian Service Medal and Champion Shot Medal**



**Clasps to Defence Force Long Service Awards**

- 27. Cupro nickel clasps are worn on the following awards:
  - a. Defence Force Service Medal (DFSM)
  - b. Defence Long Service Medal (DLSM)
  - c. Reserve Force Medal (RFM).
- 28. Gilt clasps are worn on the Reserve Force Decoration (RFD). Clasps on all medals are mounted as below and IAW [figure 6E.10](#).
  - a. **Full size medal.**
    - (1) first clasp—positioned with the bottom of the centrepiece 3 mm above the lowest edge of the riband
    - (2) second and subsequent clasps—added progressively above the first with 1 mm separation between the centrepiece of each clasp and the one above.

**Figure 6E.10: Positioning of Clasps for the defence Force Service Medal, Reserve Force Decoration, Reserve Force Medal and defence long Service Medal**



**b. Miniature medal.**

- (1) first clasp—positioned with the bottom of the centrepiece 1.5 mm above the lowest edge of the riband
- (2) second and subsequent clasps—added progressively above the first with 0.5 mm separation between the centrepiece of each clasp and the one above.

**c. Ribbon bar—DFSM.** Circular cupro nickel rosettes are used on ribbon bars to signify clasps awarded to the DFSM. These are positioned as below and IAW [figure 6E.11](#).

- (1) first clasp—the rosette is positioned in the centre of the ribbon bar
- (2) second clasp—the rosettes are positioned centrally on the gold portions of the ribbon
- (3) third clasp—the third rosette is positioned centrally on the ribbon, between the first two rosettes
- (4) fourth clasps—the rosettes are positioned equidistant from each other and from the extremities of the ribbon
- (5) fifth clasp—a single Federation Star emblem is positioned in the centre of the ribbon bar replacing the four rosettes



- (6) sixth and subsequent—additional Federation Star emblems are positioned in the same manner as the rosettes.

**Figure 6E.11: Positioning of Rosettes and Federation Stars on Defence Force Service Medal**



- d. **Ribbon bar—RFD and RFM.** Cupro nickel oval rosettes are used on the RFD and RFM to signify clasps awarded to these medals. Rosettes are worn with the longer axis in the vertical and are positioned on the ribbons of both medals as below and IAW [figure 6E.12](#) and [6E.13](#).

- (1) first clasp—the rosette is positioned in the centre of the ribbon bar
- (2) second clasp—the rosettes are positioned centrally on the blue portions of the ribbon
- (3) third clasp—the third rosette is positioned centrally on the ribbon, between the first two rosettes
- (4) fourth clasp—the rosettes are positioned equidistant from each other and from the extremities of the ribbon
- (5) fifth clasp—a single Federation Star emblem is positioned in the centre of the ribbon bar replacing the four rosettes
- (6) sixth and subsequent—additional Federation Star emblems are positioned in the same manner as the rosettes.

**Figure 6E.12: Positioning of Rosettes and Federation Stars on Reserve Force Decoration**



**Figure 6E.13: Positioning of Rosettes and federation Stars on Reserve Force Medal**



- e. **Ribbon bar—DLSM.** Cupro nickel circular rosettes are used on the ribbon bars to signify clasps awarded to the DLSM. These are positioned as below and IAW [figure 6E.14](#).
- (1) first clasp—the rosette is positioned in the centre of the ribbon bar
  - (2) second clasp—the rosettes are positioned centrally on the blue portions of the ribbon
  - (3) third clasp—the third rosette is positioned centrally on the ribbon, between the first two rosettes
  - (4) fourth clasp—the rosettes are positioned equidistant from each other and from the extremities of the ribbon
  - (5) fifth clasp—a single Federation Star emblem is positioned in the centre of the ribbon bar replacing the four rosettes
  - (6) sixth and subsequent—additional Federation Star emblems are positioned in the same manner as the rosettes.

**Figure 6E.14: Positioning of Rosettes and Federation Stars on Defence Force Long Service Medal**






**Order of Australia method of mounting ribbon pattern on ribbon bar**

29. Due of the pattern irregularity of the ribbon of the Order of Australia, a particular portion of the ribbon is to be used when mounting it on a ribbon bar, IAW [figure 6E.15](#). The Order of Australia ribbon bar is also irregular in length size; the Member of the Order of Australia (AM), Officer of the Order of Australia (AO) and Companion of the Order of Australia (AC) ribbon bar is 38 mm, and the Medal of the Order of Australia (OAM) ribbon bar is 32 mm.

**Figure 6E.15: Ribbon Pattern Mounted on Ribbon Bar**



**Positioning of emblems and multi-tour indicators**

30. All numerals, i.e. multi-tour indicators for full size and miniature medals, such as United Nations (UN) and Multi-National Force/Observers (MFO) are positioned central to the riband and ribbon bar, IAW [figure 6E.16](#).

Figure 6E.16: Numeral Position for the Medal Riband and Ribbon Bar



31. All numerals, i.e. multi-tour indicators for North Atlantic Treaty Organisation (NATO) full size, miniature medals and ribbon bar with International Security Assistance Force (ISAF) clasp are positioned central to the riband and ribbon bar, IAW [figure 6E.17](#).

Figure 6E.17: Numeral Position for the Medal Riband and Ribbon Bar



32. The NATO ribbon bar with ISAF emblem is to be worn by members who have been awarded the NATO ribbon bar with ISAF emblem after January 2011. For personnel awarded the NATO ribbon bar without the ISAF emblem, before January 2011 are permitted to wear the ribbon bar without the ISAF emblem. The ISAF emblem is positioned in the centre of the NATO ribbon bar, IAW [figure 6E.18](#).

**Figure 6E.18: Position of the ISAF Emblem on the NATO Ribbon Bar**



**Positioning of multiple operational clasps**

33. There is no set number of clasps that may be positioned on the full size or miniature versions of the ASM or AASM. If the standard length of riband does not allow for the positioning of an additional clasp, ribands of all medals within the medal group are to be extended (for consistency) in order to accommodate the additional clasp. Full size and miniature clasps on extended length ribands are to be positioned, IAW [para 23-24](#) to this annex. ods.